

QUOTATION

Horizontal Bandsaw
MITRE CUTTING SWIVEL BOW

TECHNA-FAB

Model S-200R



TECHNA FAB S-200R

"All
equipment
supported by
our service
team"



STANDARD SPECIFICATION

- Cut from **0° to 45° to the Right - 0° to 60° to the Left**
- Swivel bed moves with bow - Angle graduated scale, with locking lever
- Material vice manually open / close - Moveable vice, **Left to Right**
- Vice with a fast lever clamping system
- **Gravity** down feed bow - down feed valve, front mounted control knob
- 2 Fixed speeds, **36 & 70** metres/min.
- Manual blade tensioning,
- Blade broken micro- blade cleaning brush
- Simple length stop measuring system, for cutting lengths of 0mm to 600mm
- Carbide & roller bearing blade guides - Flood coolant





Availability **Immediate**









MACHINE PRICE – Ex works Leeds [exc vat] £ 3,950.00




View our website





jps-machinery.co.uk

Capacities & Technical Data – ‘Standard’ Machine

Cut Capabilities @ 0°			
			
mm 240	mm 240	mm 310 x 230	mm 220 x 240

Mitre Cut Capabilities @ 45° ▶ R				Mitre Cut Capabilities @ 60° ▶ R			
							
mm 210	mm 210	mm 140 x 170	mm 210 x 165	mm 140	mm 110	mm 140 x 200	mm 110 x 110

Technical Characteristics			
			
Blade Size 2910 x 27 x 0.9	Metres / min 35 or 70	HP 2.0	Kw 1.50

Technical Characteristics				
Machine Weight	Machine Sizes	Cutting Height	Coolant Pump	
				
Kg	a x b x c	mm	HP	Kw
470	1.6 x 1.5 x 0.8	900	TBA	0.4

All technical specifications which are not specifically indicated in the order confirmation document but are described in catalogues, brochures and price lists are provided as general information and are not binding. Therefore, **JPS Machinery Ltd** reserves the right to modify such specifications, without prejudice to the basic technical, structural and functioning characteristics of the machine, without prior notice to the buyer.

QUOTATION

Terms & Conditions - New Machinery

Terms & Conditions : Supply to the UK Mainland & Northern Ireland

Quoted Prices	Are excluding UK Vat
Payment Terms	Cleared funds required prior to dispatch or collection Leeds .
Availability 'indicated' as being :	Ex Stock Leeds – Loaded onto collection transport
Delivery Leeds to 'your works gates'	If requested - Extra @ £ 250.00 + vat
Provision of the 'Off Loading Facilities' i.e. craneage, plus the 'Actual' of loading	Customers responsibility, cost, risk
Site Positioning, connection to all services	Customers responsibility, cost, risk
Commissioning	Customers responsibility, cost, risk Extra – JPS Machinery Ltd engineers visit
'The machines function's	Refer to the machines operator manual, plus telephone assistance
Manufacturers <u>1</u> year parts & labour warranty	' Back to Base ' details are on our website, under the warranty button
Validity of Offer	Subject to remaining unsold
Country of Origin	China



Warranty: Against faulty design, faulty material or workmanship.

Excluded from the warranty are: Consumable wear parts, normal wear and tear, and component failure due to non-observance of the manufacturer's maintenance instructions.

Claims exceeding the costs of repair /replacement of any defective parts are not accepted.

The warranty (*parts and services*) is provided subject to the same terms and conditions of delivery as the original supply of the machine.

All new purchased metalworking machinery is fully supported by our in house service team, call outs or telephone support, we have possibly the largest dealer service team in the UK